




Digi TransPort® WR64 | Quick Start Guide

1 Connect



SIM cards (not included). Required to configure cellular.



Internet PC



Welcome to the Internet of getting things done

Digi provides M2M connectivity for industries where things don't come easily. Where operations are spread over vast areas or involve complex, even hazardous, processes. No matter where your M2M products and systems go to work, Digi helps ensure that they are relentlessly reliable and secure. Every device. Every connection. Everywhere.

CONNECT WITH CONFIDENCE.

Digi TransPort WR64 benefits

- Wired Gigabit Ethernet (4-port) for onboard systems
- Segmented private versus public data communication across dual 600 Mbps CAT 11 cellular
- Video and vehicle data offload over 1.7 Gbps 802.11ac Wi-Fi backhaul
- Passenger Wi-Fi over 867 Mbps 802.11ac access point

For hardware safety information, go to [Digi TransPort WR64 Hardware Reference](#). For product information, go to www.digi.com/wr64 or scan the following QR code.



2 Configure

a. Connect the following to start the configuration process:

- SIM(s)
- Internet (WAN/ETH1)
- PC (ETH2)
- Power (max 9 VDC to 36 VDC/min 50 W)



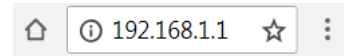
b. Power on the TransPort WR64 by pressing the **Power** button on the front panel. Indicator LEDs blink to show status during startup.



c. Wait for the power LED to stop blinking.



d. Open a browser and go to **192.168.1.1**. Both HTTP and HTTPS are supported.

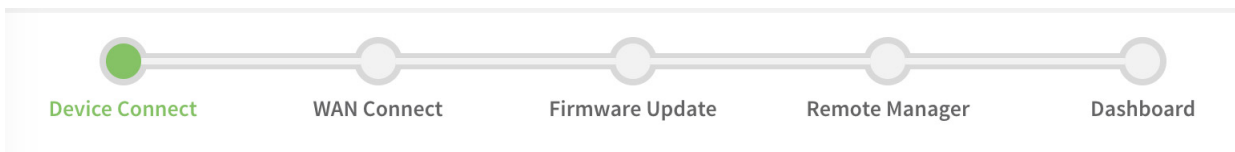


e. Log in to the device:

- Default username: **admin**
- Password: See the unique password on the printed label packaged with your device.

Password: 1234567890

f. Click **Start Device Setup** to run the Getting Started Wizard.

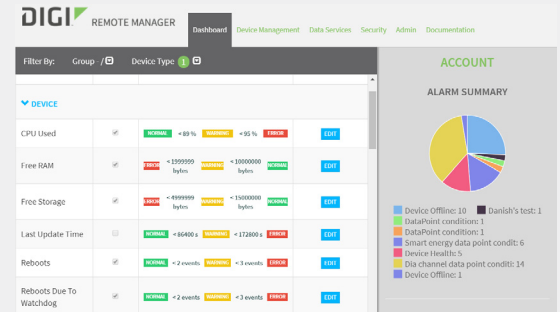


MANAGE DEVICES REMOTELY

Digi Remote Manager

Digi Remote Manager provides an efficient, cost-effective way to remotely monitor and manage your devices. Perform remote configuration and troubleshooting of your Digi TransPort intelligent routers over 3G/4G LTE, while meeting your security requirements and enjoying greater reliability.

Contact us for a free trial.



Digi services and support

Purchase with confidence knowing that Digi is always available to serve you with expert technical support. Visit Digi at www.digi.com/support.

Simplified EU Declaration of Conformity

We, Digi International Inc. of 11001 Bren Road East, Minnetonka, MN 55343, USA declare that this radio equipment complies with all applicable EU directives. The full text of the EU Declaration of Conformity is available at the following Internet address: www.digi.com/resources/certifications.

