




COMPLETE CAPABILITIES AND FLEXIBILITY



CONNECTCORE® 6UL SBC PRO

Powerful, secure, pre-certified connected Single Board Computer in standard form factor with complete design flexibility.

The ConnectCore 6UL SBC Pro delivers the ultimate connected off-the-shelf NXP i.MX6UL single board computer with complete capabilities and unparalleled design flexibility.

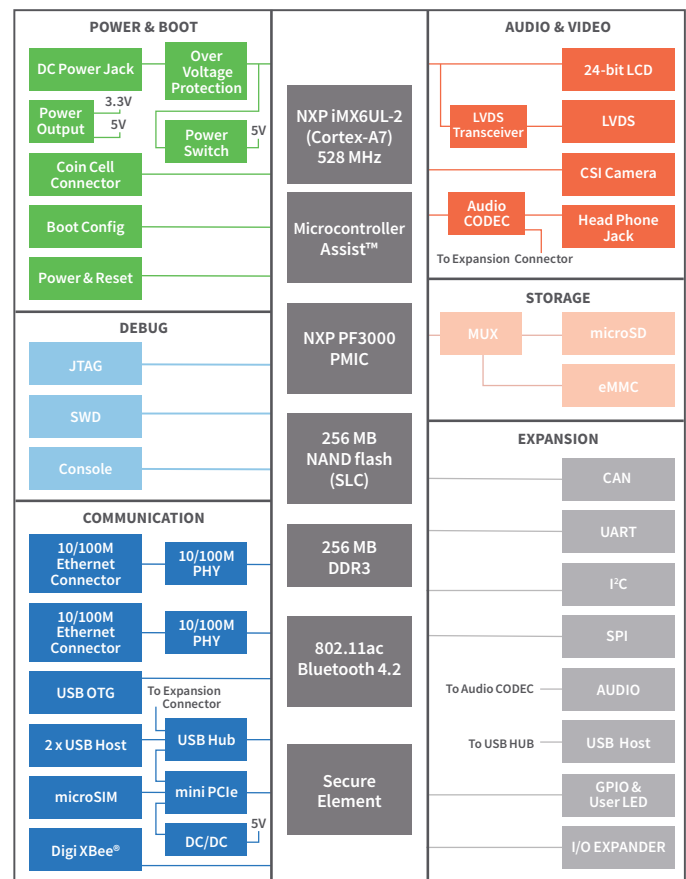
Its unique pre-certified wireless connectivity options offer 802.11a/b/g/n/ac Wi-Fi and Bluetooth 4.2, including Bluetooth Low Energy. Out-of-box cellular integration options using the pre-certified Digi XBee® Cellular module or third party PCI Express Mini Card modem allows you to integrate cellular connectivity without the usual cost and complexity.

Digi's complete Linux support includes the built-in Digi TrustFence™ device security framework with support for secure boot, encrypted file systems, protected ports, and more.

FEATURES AND BENEFITS

- Powerful and flexible off-the-shelf solution in Pico-ITX form factor
- Production-ready with minimal hardware design effort
- Rugged design with industrial operating temperature range
- Pre-certified dual-band 802.11ac Wi-Fi connectivity
- Bluetooth 4.2, with Bluetooth Low Energy support
- Out-of-box support for cellular connectivity
- On-board NFC Forum Type 2 compliant tag
- Dual 10/100 Mbit Ethernet networking
- Integrated display and camera capabilities
- Rich interface and peripheral support
- Complete Yocto Project Linux BSP with source code
- Digi TrustFence™ device security framework

BLOCK DIAGRAM



RELATED PRODUCTS



SPECIFICATIONS

ConnectCore® 6UL SBC PRO

PERFORMANCE*

APPLICATION PROCESSOR NXP i.MX6UL-2, ARM® Cortex®-A7 @ 528 MHz, 128 KB L2 cache, with NEON™ MPE (Media Processor Engine) co-processor

MEMORY 256 MB high-reliability NAND flash (SLC), 256 MB DDR3

WIRED NETWORK CONNECTIVITY

ETHERNET 2 x 10/100 Mbit Ethernet

WIRELESS NETWORK CONNECTIVITY

WI-FI Dual-band 802.11a/b/g/n/ac 1x1 (MCS 0-9)

BLUETOOTH Bluetooth 4.2, with Bluetooth Low Energy support

ANTENNAS On-module U.FL or on-board MMCX antenna connector for Wi-Fi and Bluetooth, external NFC antenna option

NFC Energy-harvesting NXP NTAG, field detection trigger, ISO 14443A and NFC Forum Type 2 Tag compliant

DIGI XBEE® RF Standard Digi XBee socket

PERIPHERALS/INTERFACES

ETHERNET 2 x RJ-45 (10/100 Mbit)

USB 2 x USB Host (Dual Type-A), 1 x USB Host (6-pin header), 1 x USB OTG (Micro-USB)

DISPLAY 24-bit Parallel RGB (40-pin header), and 18-bit LVDS (20-pin header)

CAMERA 8-bit Parallel CSI (20-pin header)

GPIO 14-pin header (8 x GPIO, 1 x Touch)

UART / CONSOLE 14-pin header (1 x two-wire, 2 x four-wire, one shared with XBee socket), 3-pin header (Console)

OTHER CONNECTIVITY 2 x I2C (6-pin header), 1 x SPI (8-pin header), 2 x CAN (6-pin header)

PCI EXPRESS MINI CARD Half-size and full-size card support, with on-board Micro SIM slot support

RF CONTROL 14-pin header (Wi-Fi Enable/Disable, Bluetooth Enable/Disable, Wakeup, PCM, LTE Control, GPS Co-Existence)

EXTERNAL STORAGE microSD, on-board 4 GB eMMC flash for data storage

AUDIO 3.5 mm headphone jack, 6-pin header (speaker), 8-pin header (line-in, microphone, line-out)

BUTTONS / SWITCHES Power, Reset, User, Boot Select (NAND/microSD), RF (Wi-Fi Enable, Bluetooth Enable), Antenna Select (U.FL on-module/MMCX on-board)

DEBUG Tag-Connect for JTAG and SWD

POWER 3.3V Out (2-pin header), 5V Out (2-pin header), Battery (2-pin header)

LEDS Power, 3 x User

CERTIFICATIONS**

RADIO APPROVALS US, Canada, EU, Japan, Australia, New Zealand

EMISSIONS / IMMUNITY / SAFETY FCC Part 15 Class B, EN 55022 Class B, EN 61000-3-2, EN 61000-3-3, ICES-003 Class B, VCCI Class II, AS 3548, FCC Part 15 Subpart C Section 15.247, IC (Industry Canada), RSS-210 Issue 5 Section 6.2.2(o), EN 300 328, EN 301 489-17, EN 55024, EN 301 489-3, Safety (UL/UL equivalent)

POWER REQUIREMENTS

SUPPLY VOLTAGE 5VDC @ 300 mA (typical); See ConnectCore 6UL module product brief for module-only power consumption guidance.

POWER CONNECTORS Locking barrel connector (2 mm), or dedicated power connector (3-pin header)

ENVIRONMENTAL

OPERATING TEMPERATURE -40° C to 85° C

STORAGE TEMPERATURE -50° C to +125° C

RELATIVE HUMIDITY Relative humidity 5% to 90% (non-condensing)

ALTITUDE Altitude 12,000 feet (3,658 meters)

DESIGN VERIFICATION Temperature: IEC 60068-2-1, IEC 60068-2-2, IEC 60068-2-78; Vibration/Shock: IEC 60068-2-6, IEC 60068-2-64, IEC 60068-2-27, HALT

MECHANICAL

DIMENSIONS 100 x 72 mm

* Populates ConnectCore 6UL module P/N CC-WMX-JN58-NE (LGA mounting). **Final certifications pending.

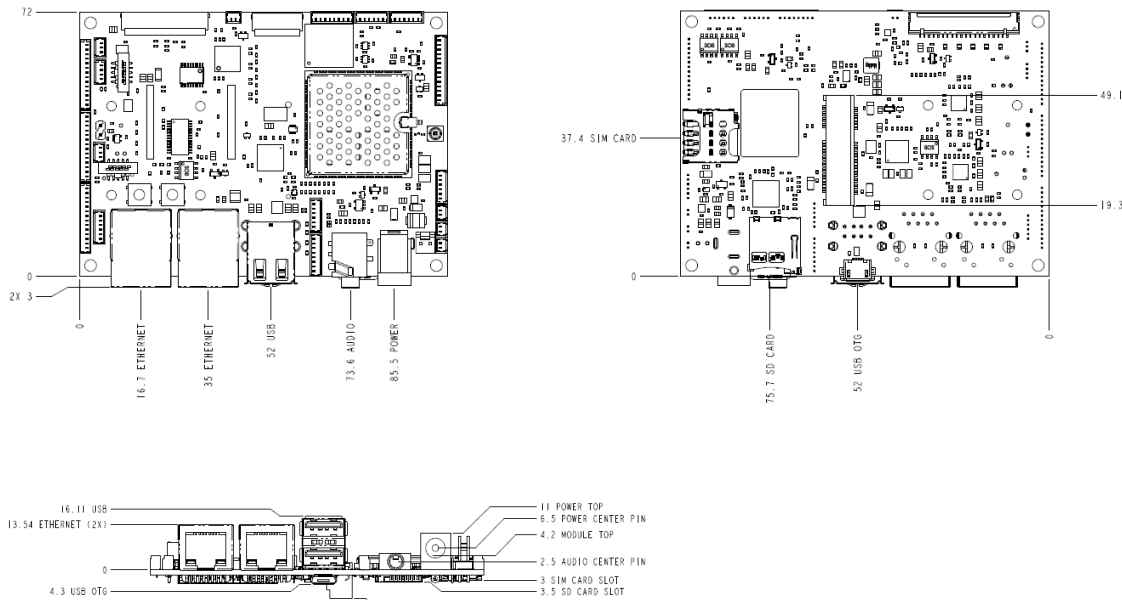
CONNECTCORE® SBC SELECTION GUIDE

		ConnectCore 6UL SBC Express	ConnectCore 6UL SBC Pro	ConnectCore 6 SBC for i.MX6Quad	ConnectCore 6 SBC for i.MX6Dual	ConnectCore 6 SBC for i.MX6DualLite
PERFORMANCE	Processor	NXP i.MX6UL-2 (Cortex-A7)	NXP i.MX6UL-2 (Cortex-A7)	NXP i.MX6Quad (Cortex-A9)	NXP i.MX6Dual (Cortex-A9)	NXP i.MX6DualLite (Cortex-A9)
	Clock Speed	528 MHz	528 MHz	1.2 GHz	800 MHz	800 MHz
	Microcontroller Assist™	✓	✓	✓	-	-
MEMORY	Flash	256 MB NAND (SLC)	256 MB NAND SLC 4 GB eMMC ^{1,7}	4 GB eMMC ¹	4 GB eMMC ¹	4 GB eMMC ¹
	RAM	256 MB DDR3	256 MB DDR3	1 GB DDR3	1GB DDR3	512 MB DDR3
NETWORKING	Ethernet	1 x 10/100 Mbit	2 x 10/100 Mbit	1 x Gigabit	1 x Gigabit	1 x Gigabit
	Wi-Fi	802.11a/b/g/n/ac 1x1	802.11a/b/g/n/ac 1x1	802.11a/b/g/n 1x1	802.11a/b/g/n 1x1	802.11a/b/g/n 1x1
	Bluetooth	4.2	4.2	4.0	4.0	4.0
	Wi-Fi / Bluetooth Antenna	On-board/U.FL	U.FL/MMCX ⁶	U.FL	U.FL	U.FL
	NFC Forum Type 2 Tag	-	✓	-	-	-
	NFC Antenna	-	External	-	-	-
	XBee® Socket	-	✓	✓	✓	✓
	Digi TrustFence™	✓	✓	✓	✓	✓
CELLULAR ²	Micro SIM Card Slot	-	✓	✓	✓	-
COMMUNICATION	USB 2.0 Host	1	3	3	3	2
	USB 2.0 OTG	1	1	1	1	1
	PCI Express Mini Card 2.1	-	✓ (USB 2.0 Host)	✓ (USB Host 2.0/x1 PCIe)	✓ (USB Host 2.0/x1 PCIe)	-
	RS232/TTL	-/2 ⁴	2/1	2/1	2/1	2/1
	Console	✓ ⁵	✓	✓	✓	✓
	I ² C	✓ ⁴	✓	✓	✓	-
	SPI	✓ ⁴	✓	✓	✓	-
	GPIO	✓ ⁴	✓	✓	✓	✓
	Dual CAN	-	✓	✓	✓	-
	Grove	3	-	-	-	-
	Expansion Connector ⁴	✓ ⁴	-	-	-	-
GRAPHICS	2D/3D Hardware Acceleration (GPU)	-	-	✓	✓	✓
	Hardware Video Encoding/Decoding	-	-	✓	✓	✓
	Resolution	Up to 1366 x 768			Up to 1920 x 1080	
DISPLAY	HDMI	-	-	✓	✓	✓
	LVDS ³	-	1	2	1	-
	MIPI DSI ³	-	-	✓	✓	-
	RGB Parallel	8-bit ⁴	18-/24-bit	24-bit	24-bit	24-bit
CAMERA	MIPI CSI	-	-	✓	✓	-
	8-Bit Parallel	-	✓	2	1	-
AUDIO	Headphone Jack	-	✓	✓	✓	-
	Line-In / Line-Out / Microphone Header	-	✓	✓	✓	-
STORAGE	microSD	✓	✓	✓	✓	✓
	SATA 3.0	-	-	✓	-	-
OTHER	Power / Reset Buttons	✓	✓	✓	✓	✓
	Power / Reset Header	✓	✓	✓	✓	✓
	Coin Cell Battery Header	✓	✓	✓	✓	✓
	Power / User LEDs	✓	✓	✓	✓	✓
	Boot Configuration Switch	Population Options	Population Options	✓	✓	✓
	JTAG (via Tag-Connect)	✓	✓	✓	✓	✓
	SWD (via Tag-Connect)	✓	✓	✓	✓	✓
ENVIRONMENTAL	Operating Temperature	-40° C to 85° C	-40° C to 85° C	-20° C to 70° C	-40° C to 85° C	-40° C to 85° C
MECHANICAL	Dimensions	87 x 63 mm	100 x 72 mm			
	Form Factor	SBC	Pico-ITX			
DIGI SKUS		CC-SBE-WMX-JN58	CC-SBP-WMX-JN58	CC-SB-WMX-J97C-1	CC-SB-WMX-L87C-1	CC-SB-WMX-L76C-1

1. pSLC mode option for industrial reliability
2. Via PCI Express Mini Card Connector, or Digi XBee® Cellular
3. With Touch (I2C) + Backlight Control
4. Raspberry Pi HAT compatible header (and mounting holes)
5. USB Device via USB Type AB connector
6. On-board antenna switch configuration
7. Software-selectable: on-board eMMC or microSD

PART NUMBERS	DESCRIPTION
CC-SBP-WMX-JN58	ConnectCore 6UL SBC Pro, Pico-ITX form factor, i.MX6UL-2, 528 MHz, Secure Element, Microcontroller Assist™, 256 MB NAND flash (SLC), 256 MB DDR3, Dual 10/100 Mbit Ethernet, 802.11a/b/g/n/ac, Bluetooth 4.2, industrial operating temperature
CC-SBP-WMX-JNUP	ConnectCore 6UL SBC Pro, Pico-ITX form factor, i.MX6UL-2, 528 MHz, Secure Element, Microcontroller Assist™, 256 MB NAND flash (SLC), 256 MB DDR3, Dual 10/100 Mbit Ethernet, 802.11a/b/g/n/ac, Bluetooth 4.2, industrial operating temperature, XBee Cellular LTE CAT-1 (FCC pre-certified and Verizon end-device certified), North America only

MECHANICAL DRAWINGS



FOR MORE INFORMATION
PLEASE VISIT WWW.DIGI.COM



DIGI SERVICE AND SUPPORT / You can purchase with confidence knowing that Digi is always available to serve you with expert technical support and our industry leading warranty. For detailed information visit www.digi.com/support.

© 1996-2017 Digi International Inc. All rights reserved.
All trademarks are the property of their respective owners.

91003580
A4/1017

DIGI INTERNATIONAL WORLDWIDE HQ
877-912-3444 / 952-912-3444 / www.digi.com

DIGI INTERNATIONAL GERMANY
+49-89-540-428-0

DIGI INTERNATIONAL JAPAN
+81-3-5428-0261 / www.digi-intl.co.jp

DIGI INTERNATIONAL SINGAPORE
+65-6213-5380

DIGI INTERNATIONAL CHINA
+86-21-50492199 / www.digi.com.cn

